

G B A O

Jewish Electorate Institute National Survey Of Jewish Voters

November 2023

n=800 Jewish registered voters

Conducted November 5-9, 2023 via text-to-web

Margin of error = +/- 3.5 percentage points



Key Findings

- American Jews express extraordinary support for President Biden's response to Hamas's October 7 attack on Israel, and Jewish voters continue to be a base vote for Biden.
 - 66 percent approve of Biden's job performance as President.
 - 74 percent approve of the way Biden is handling the war between Israel and Hamas.
- Jewish voters hold extremely negative views toward Donald Trump, and they continue to provide Biden overwhelming margins over Trump.
 - Biden leads Trump 68 to 22 percent in a 2024 match-up.
 - 77 percent have an unfavorable view of Trump.
- Large majorities support American actions taken since October 7.
 - Biden's visit to Israel, sending two aircraft carriers to the region, attending Israeli war cabinet meetings, vetoing UN ceasefire resolution, and calling for a humanitarian pause all receive strong support.

- American Jews are closely following the news coverage of October 7 and the war, and emotional attachment to Israel has grown.
 - 97 percent are following the news closely, including 75 percent who are following it **very** closely.
 - 82 percent feel emotionally attached to Israel, including 51 percent who feel **very** emotionally attached to Israel (an increase from 33 percent **very** emotionally attached in June 2023).
- Large majority want Congress to pass Biden's military aid request; similar levels of support for Israel and Israel + Ukraine.
 - 80 percent support \$14.3 billion in new military aid to Israel.
 - 77 percent support \$74 billion in new military aid to Israel and Ukraine.
- American Jews do not believe criticism of Israeli policy means someone is not pro-Israel.
 - 91 percent think someone can be critical of government policy and still be pro-Israel.
 - 76 percent think someone can be critical of how Israel is conducting the war with Hamas and still be pro-Israel.

- There is a notable increase in the degree of concern over antisemitism.
 - 93 percent are concerned about antisemitism in the United States, including 79 percent who are **very** concerned.
 - In September 2022, 64 percent were very concerned about antisemitism in the United States.
- Antisemitism in the United States and on college campuses are seen as serious problems.
 - 96 percent think it is a problem in the US, including 73 percent who think it is a **very** serious problem.
 - 91 percent think it is a problem on college campuses, including 67 percent who think it is a **very** serious problem.
- Racism and Islamophobia are also seen as serious problems.
 - 91 percent think racism is a problem in the US, including 67 percent who think it is a **very** serious problem. 83 percent view racism as a problem on college campuses, including 53 percent who view it as a **very** serious problem.
 - 78 percent think Islamophobia is a problem in the US, including 49 percent who view it as a **very** serious problem. 67 percent view it as a problem on college campuses, including 39 percent who think it is a **very** serious problem.

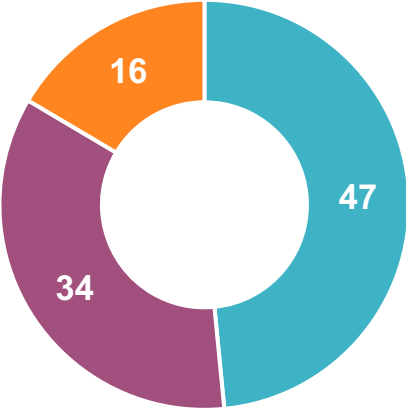


Political Landscape

Very Democratic & Liberal Constituency

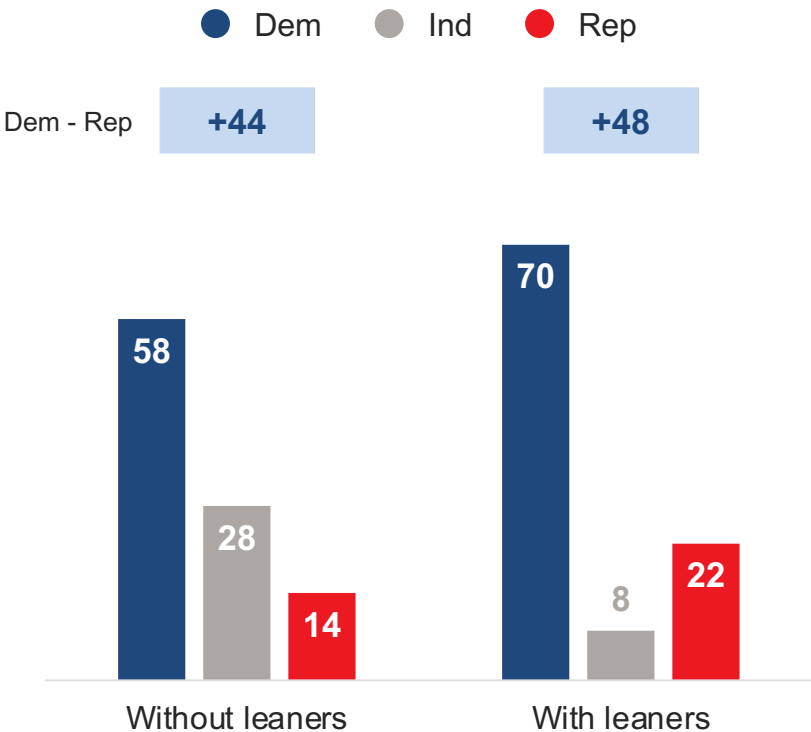
Figure 7

Ideology



● Liberal ● Moderate ● Conservative

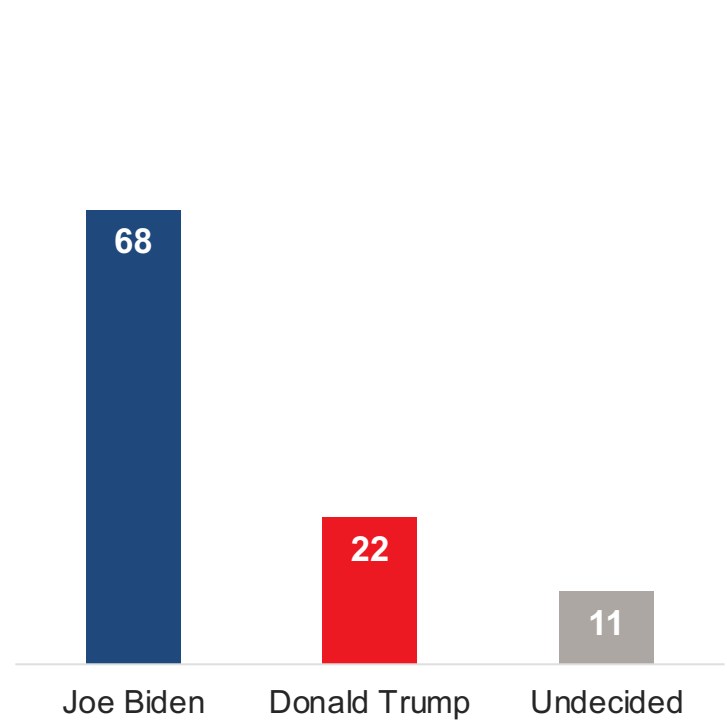
Party Identification



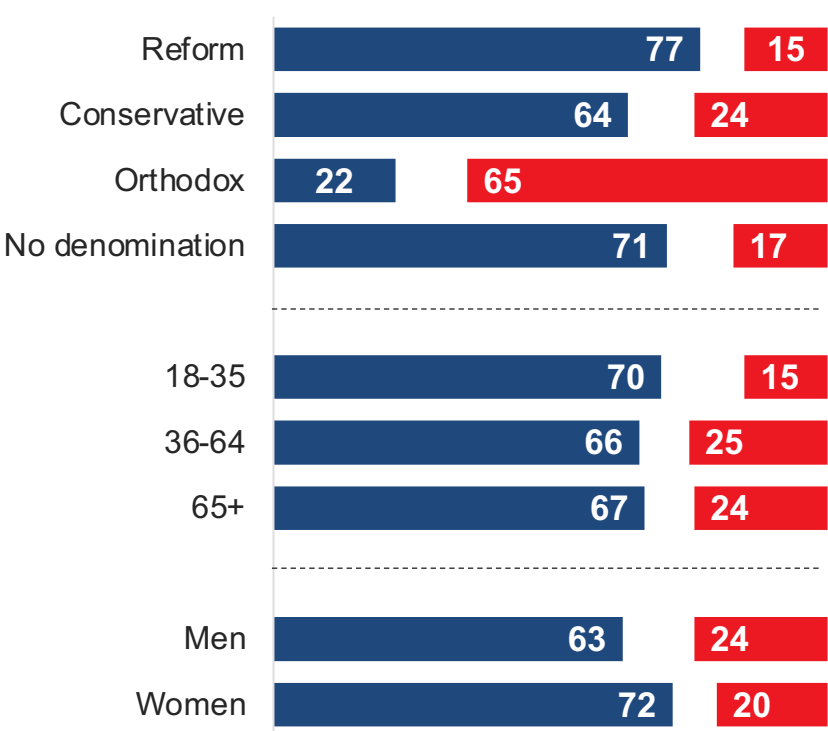
Jewish Voters Are A Base Vote For Biden

Figure 8

Presidential Vote



Thinking about the next election for U.S. President in November 2024, if the election for President were being held today just between the following candidates, for whom would you vote?



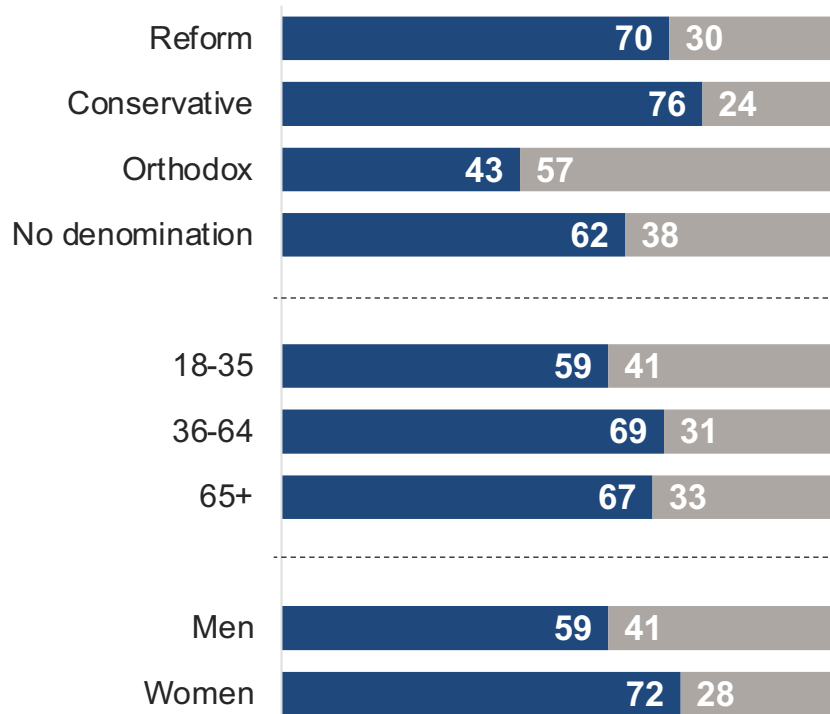
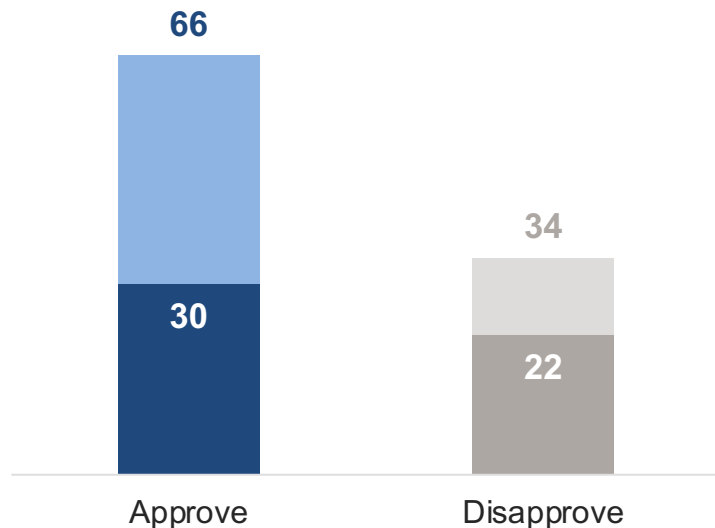
Strong Biden Approval Across Jewish Population

Figure 9

Biden Job Approval

Do you approve or disapprove of the way Joe Biden is handling his job as president?

Darker shade = Stronger intensity



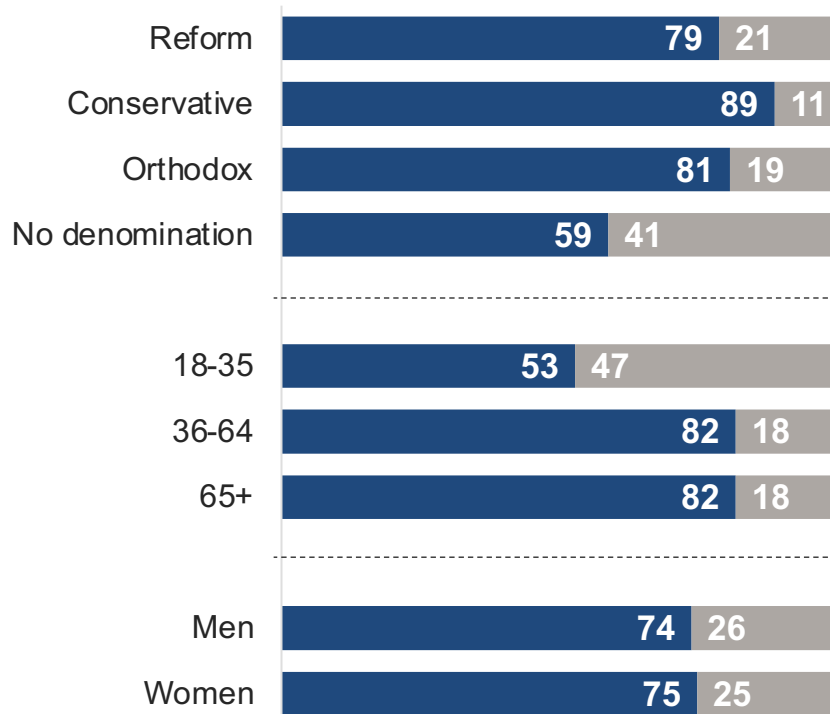
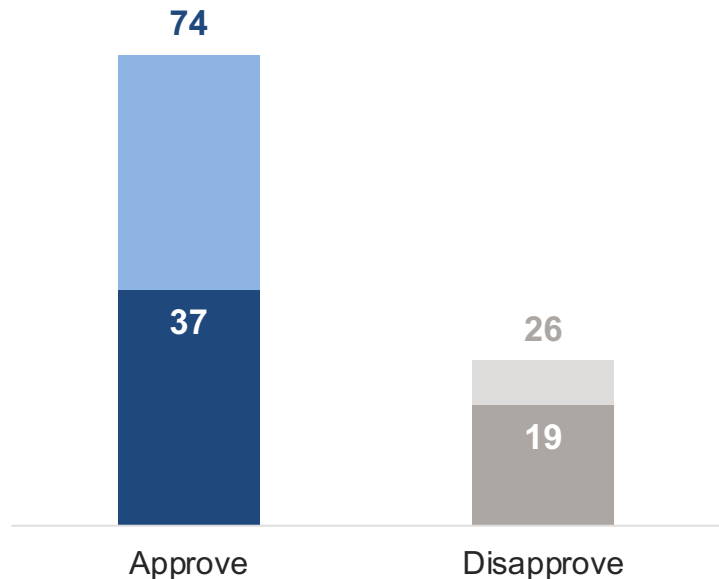
Overwhelming Approval Of Biden's Handling Of The War, With Huge Age Gaps

Figure 10

Biden Job Approval on War

Do you approve or disapprove of the way Joe Biden is handling the war between Israel and Hamas?

Darker shade = Stronger intensity



Positive Views Of Biden & Democrats Contrast Sharply With Very Negative Views Toward Trump & Republicans

Figure 11

Favorability

● ● ● Favorable ● Unfavorable

Asked on a 0-100 scale
0=very unfavorable, 100=very favorable

Joe
Biden

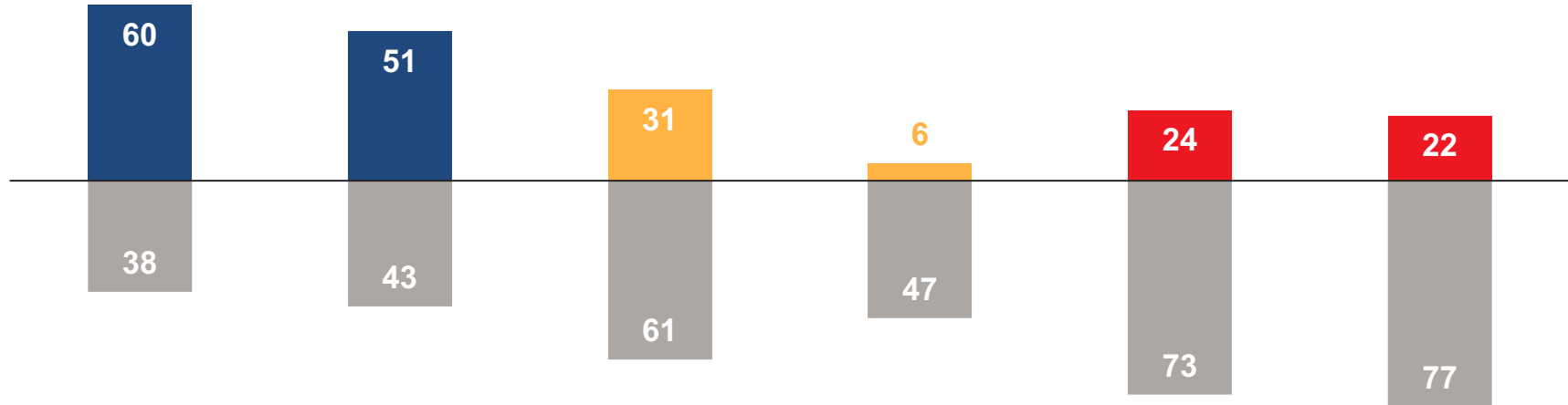
Democratic
Party

Benjamin
Netanyahu

No Labels Political
Party

Republican
Party

Donald
Trump



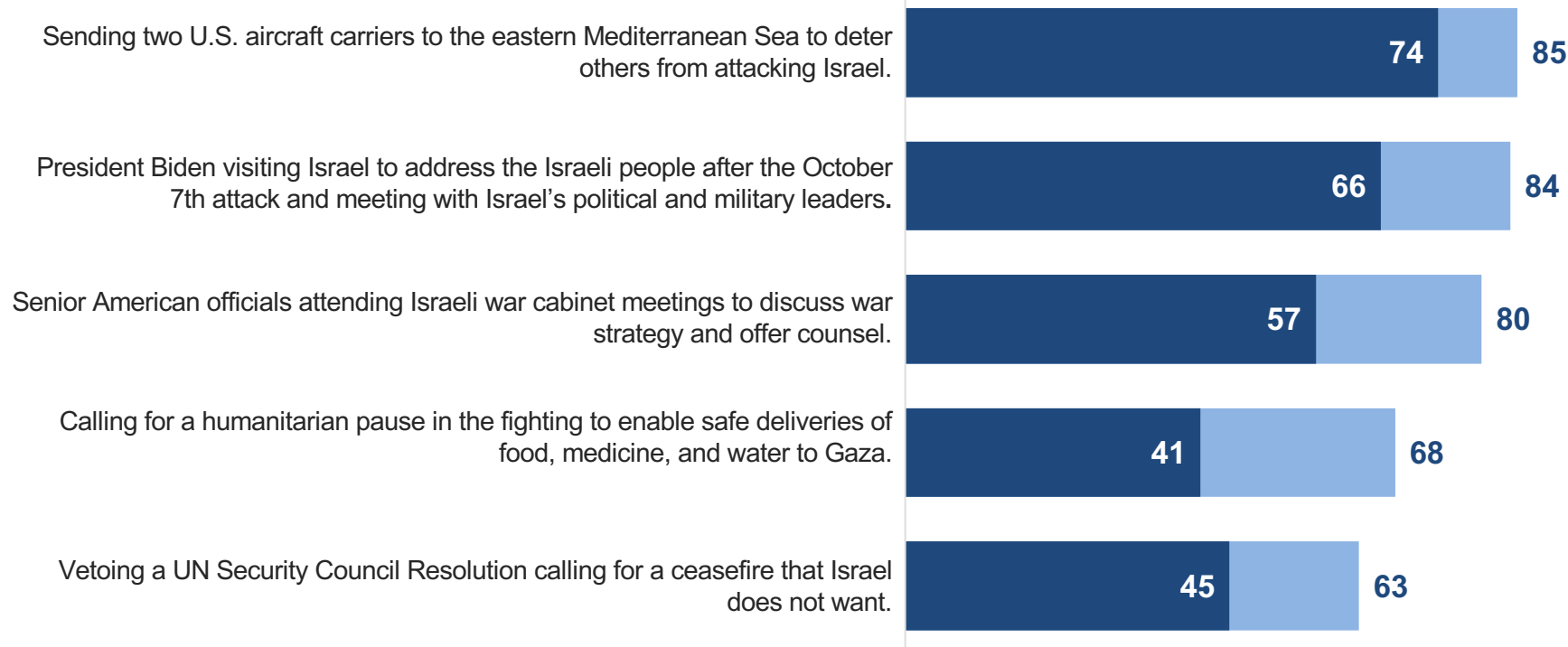
Strong Support For US Actions In Aftermath Of October 7

Figure 12

US Actions

Below are some actions that the United States government has taken. For each one, please indicate whether you support or oppose this action.

● Strongly support ● Total support



Very Strong Support For US Actions Across Denomination

Figure 13

US Actions

Below are some actions that the United States government has taken. For each one, please indicate whether you support or oppose this action.

| % Total support | Reform | Conservative | Orthodox | No Denomination |
|---|--------|--------------|----------|-----------------|
| Sending aircraft carriers | 92 | 95 | 95 | 71 |
| Biden visiting Israel | 92 | 92 | 91 | 72 |
| American officials attending war meetings | 85 | 92 | 90 | 66 |
| Calling for humanitarian pause | 73 | 62 | 29 | 73 |
| Vetoing UN ceasefire resolution | 66 | 77 | 70 | 51 |

Young Voters Hold Different Views Of US Actions Than Other Age Groups

Figure 14

US Actions

Below are some actions that the United States government has taken. For each one, please indicate whether you support or oppose this action.

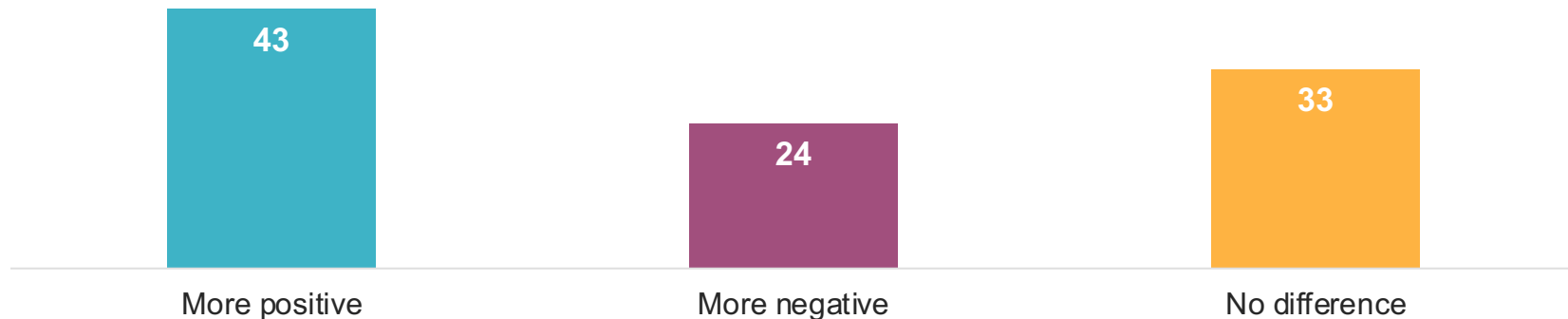
| % Total support | 18-35 | 36-64 | 65+ | Men | Women |
|---|-------|-------|-----|-----|-------|
| Sending aircraft carriers | 64 | 93 | 96 | 83 | 88 |
| Biden visiting Israel | 66 | 90 | 94 | 84 | 85 |
| American officials attending war meetings | 57 | 88 | 90 | 78 | 82 |
| Calling for humanitarian pause | 79 | 62 | 64 | 65 | 70 |
| Vetoing UN ceasefire resolution | 45 | 70 | 69 | 67 | 60 |

Plurality Are More Positive Toward Biden Because Of His Handling Of The War

Figure 15

Biden War Handling

Has President Biden's handling of the war between Israel and Hamas made you feel more positive or more negative toward Biden, or has his handling of the war made no difference in how you feel about Biden?



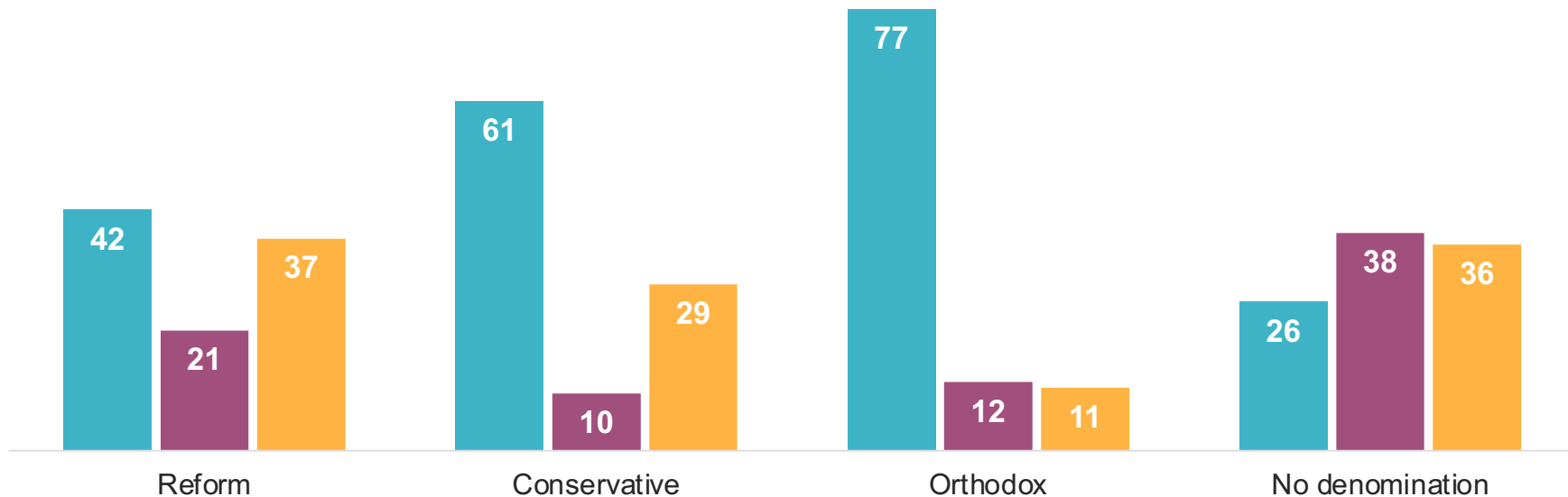
Biden's War Handling Has Made Conservative & Orthodox Voters Feel Better About Him

Figure 16

Biden War Handling

Has President Biden's handling of the war between Israel and Hamas made you feel more positive or more negative toward Biden, or has his handling of the war made no difference in how you feel about Biden?

● More positive ● More negative ● No difference



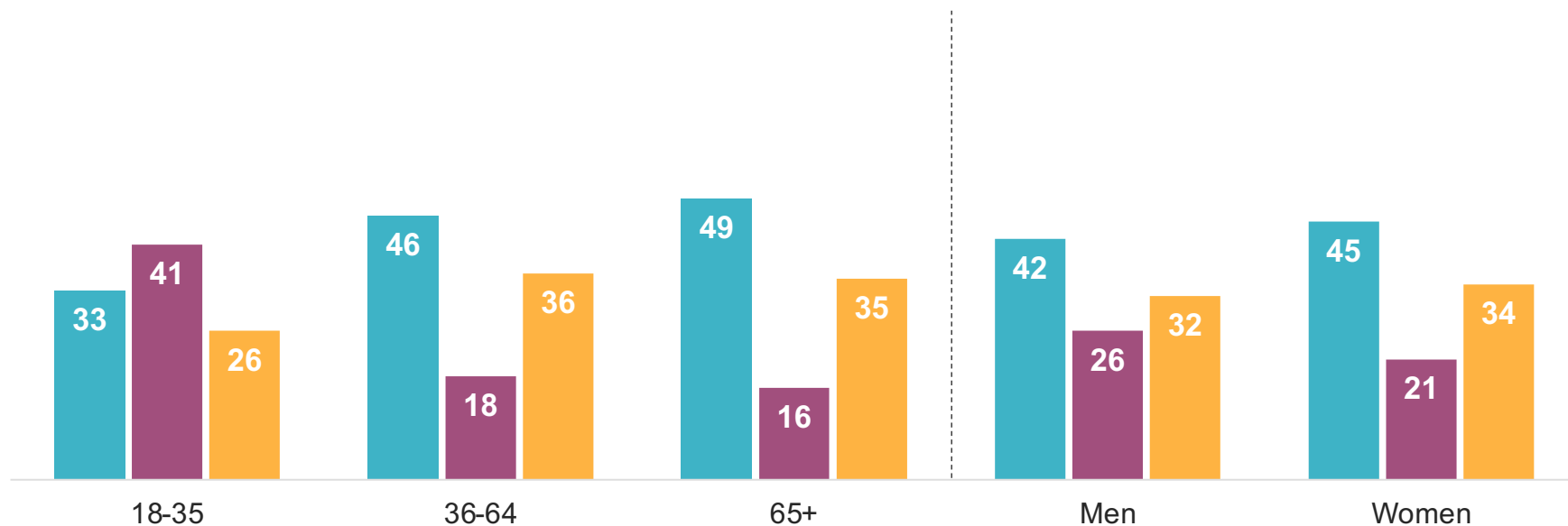
Younger Jews Feel Slightly More Negative About Biden Due To War

Figure 17

Biden War Handling

Has President Biden's handling of the war between Israel and Hamas made you feel more positive or more negative toward Biden, or has his handling of the war made no difference in how you feel about Biden?

● More positive ● More negative ● No difference

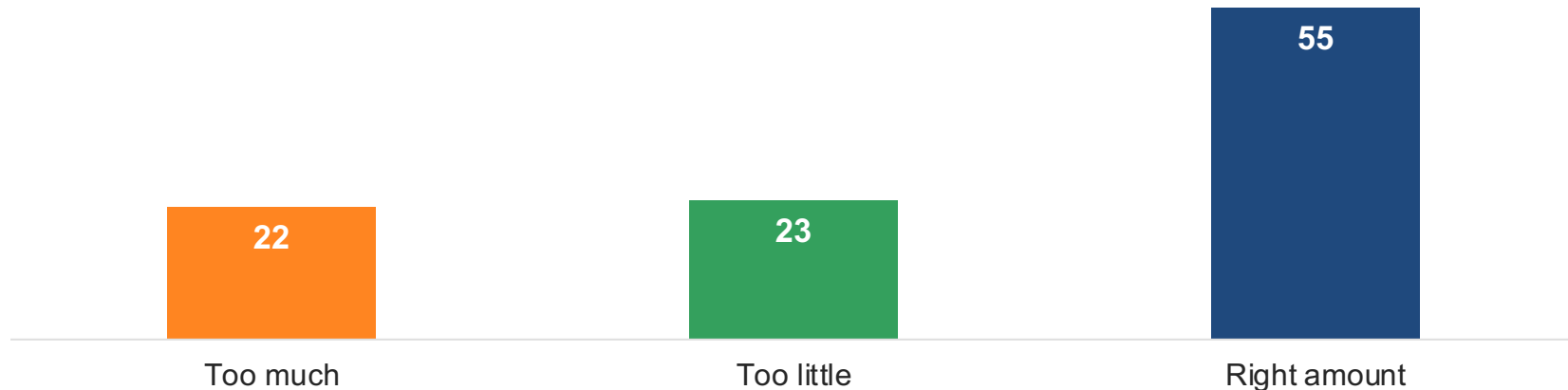


Most Think Biden Has Supported Israel The Right Amount Since Oct. 7

Figure 18

Biden Support Israel

Do you think President Biden has supported Israel too much, too little, or the right amount in the aftermath of Hamas's October 7th attack on Israel and in the current war between Israel and Hamas?



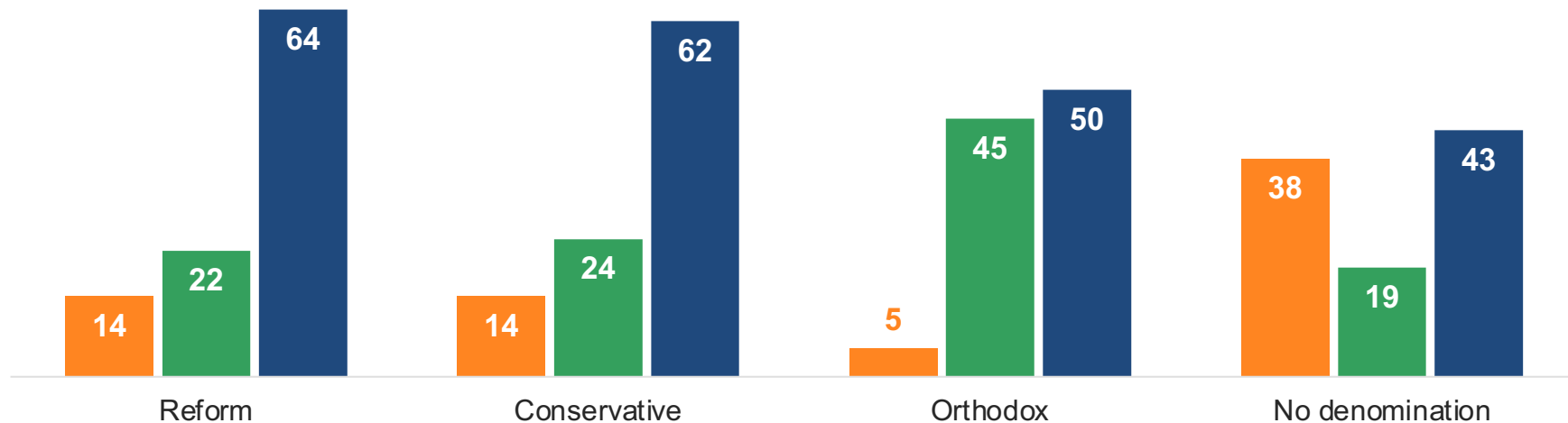
Reform & Conservative Feel Biden Has Supported Right Amount

Figure 19

Biden Support Israel

Do you think President Biden has supported Israel too much, too little, or the right amount in the aftermath of Hamas's October 7th attack on Israel and in the current war between Israel and Hamas?

● Too much ● Too little ● Right amount

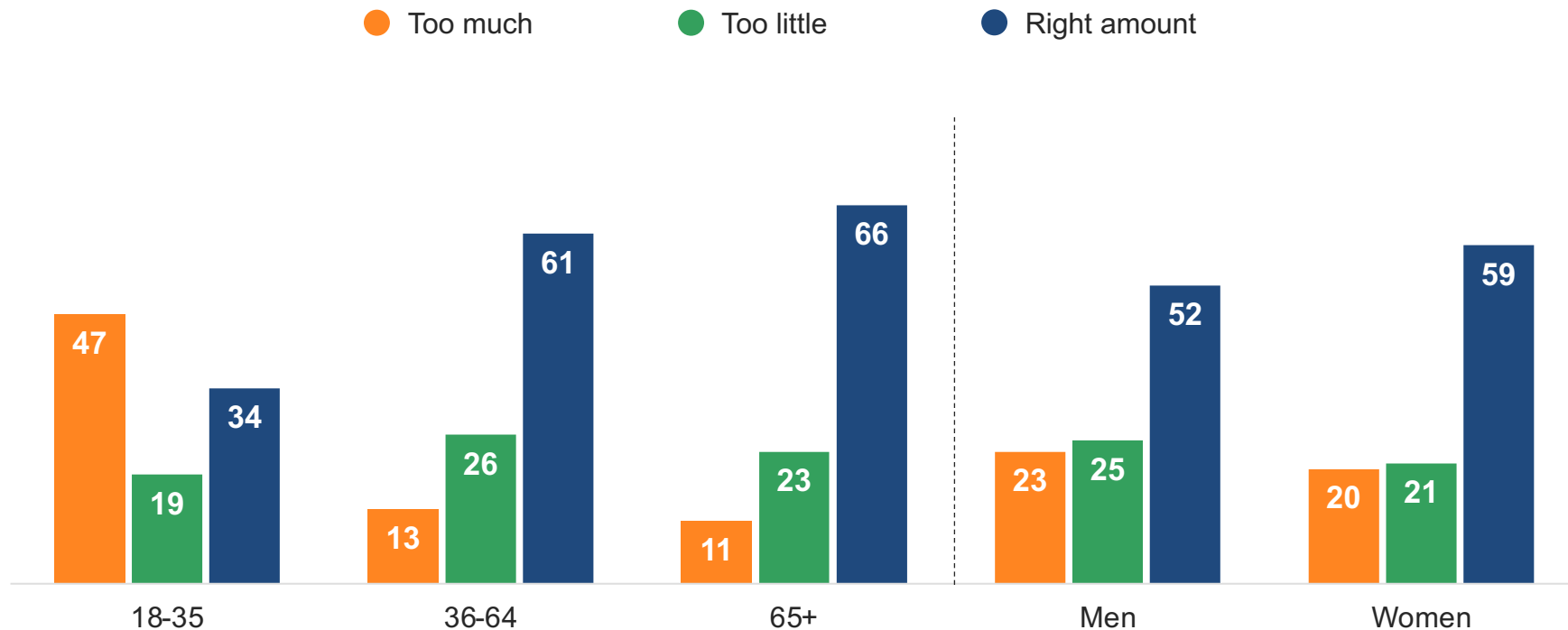


Only Younger Jews Feel Biden Has Supported Israel Too Much

Figure 20

Biden Support Israel

Do you think President Biden has supported Israel too much, too little, or the right amount in the aftermath of Hamas's October 7th attack on Israel and in the current war between Israel and Hamas?

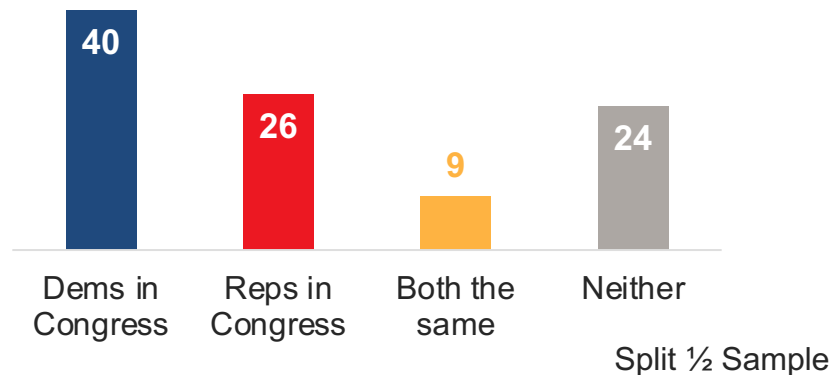
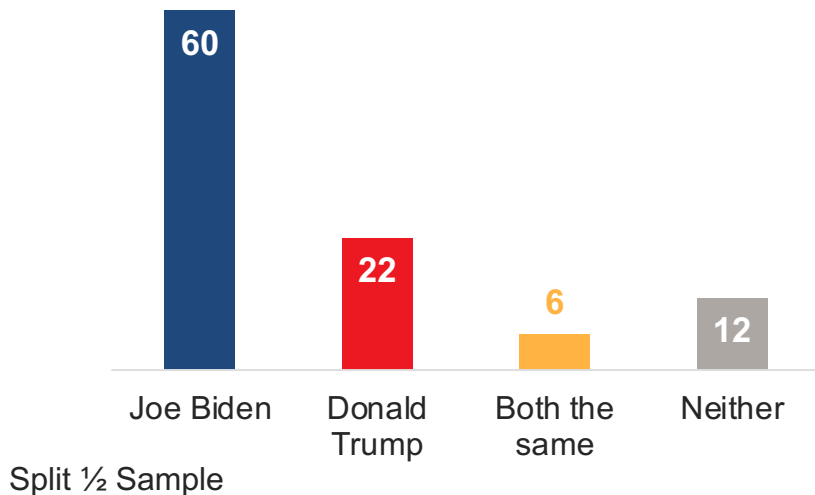


Biden And Dems Are More Trusted Than Trump And GOP On War

Figure 21

War Decisions

Who would you trust more to make good decisions as the war between Israel and Hamas continues?

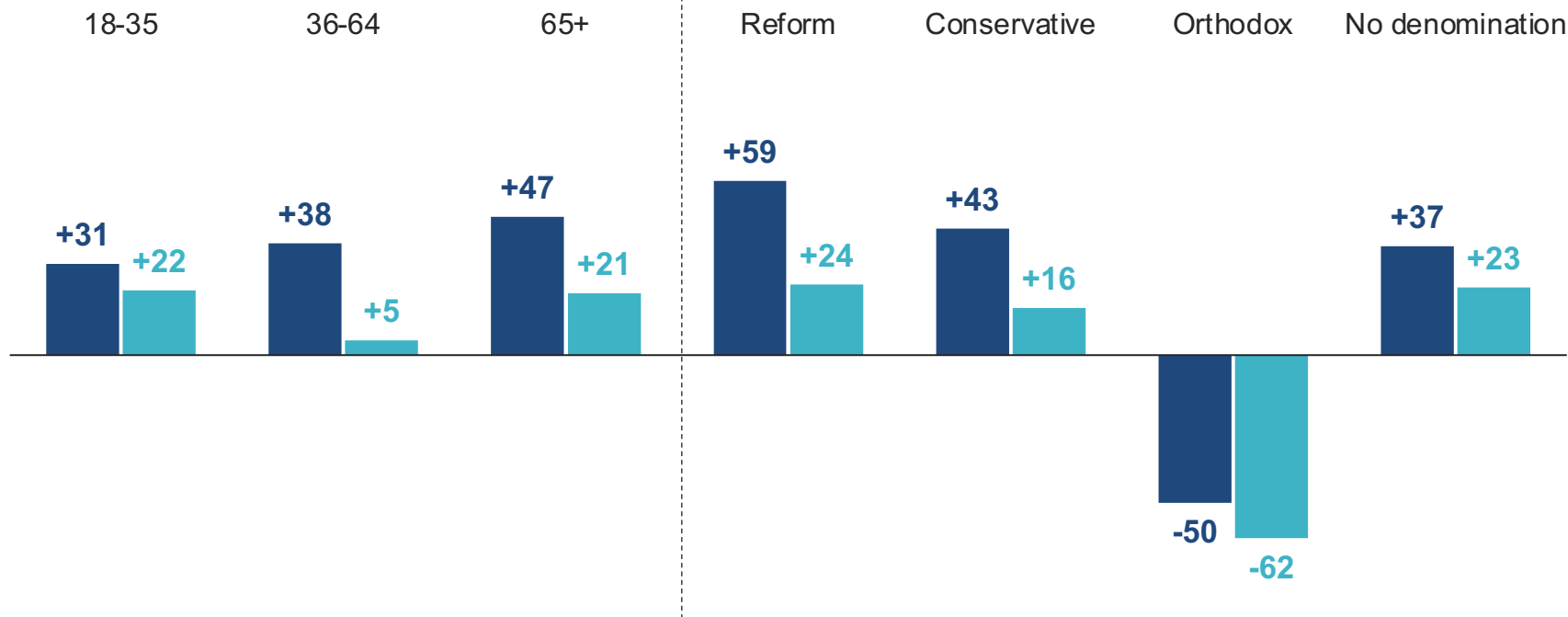


Despite Orthodox Support For Biden On War, They Still Prefer Trump & GOP

Figure 22

War Decisions

● Biden – Trump ● Dems in Congress – Reps in Congress





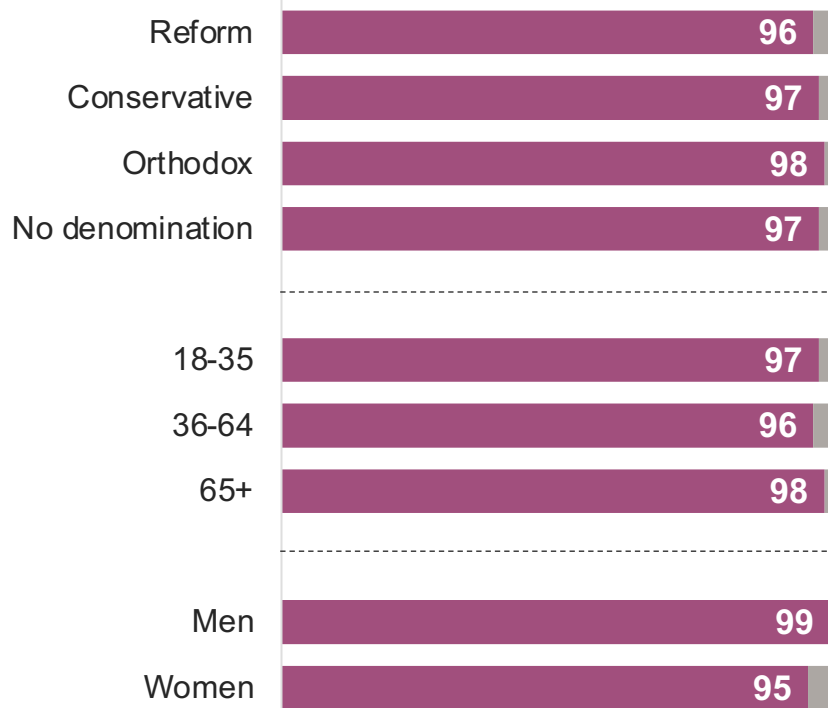
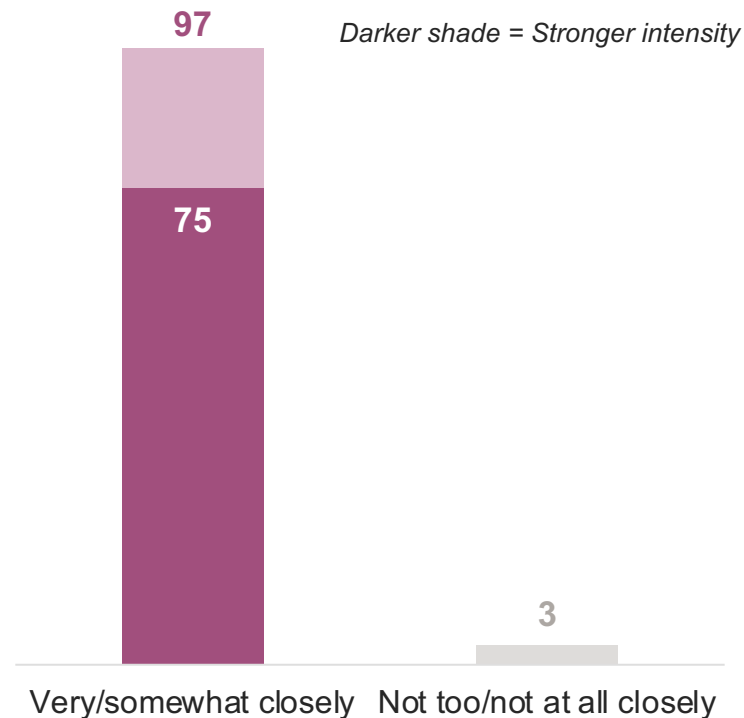
Israel

Entirety Of Jewish Population Closely Following News Coverage

Figure 24

Following News

How closely are you following the news coverage of Hamas's October 7th attack against Israel and the war between Israel and Hamas?



Attachment To Israel Has Increased Significantly

Figure 25

Israel Attachment

How emotionally attached are you to Israel?

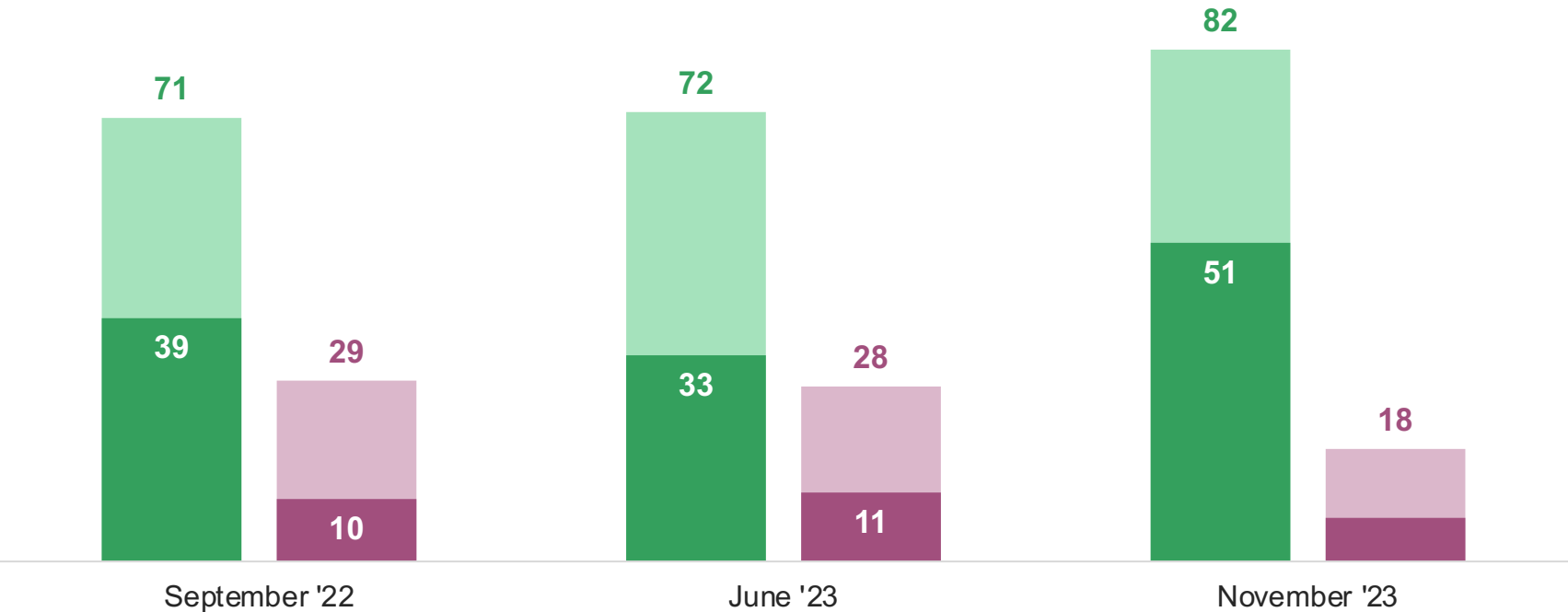


Attached



Not attached

Darker shade = Stronger intensity



Attachment Grows Across Demographics, Particularly Among Conservative & Orthodox

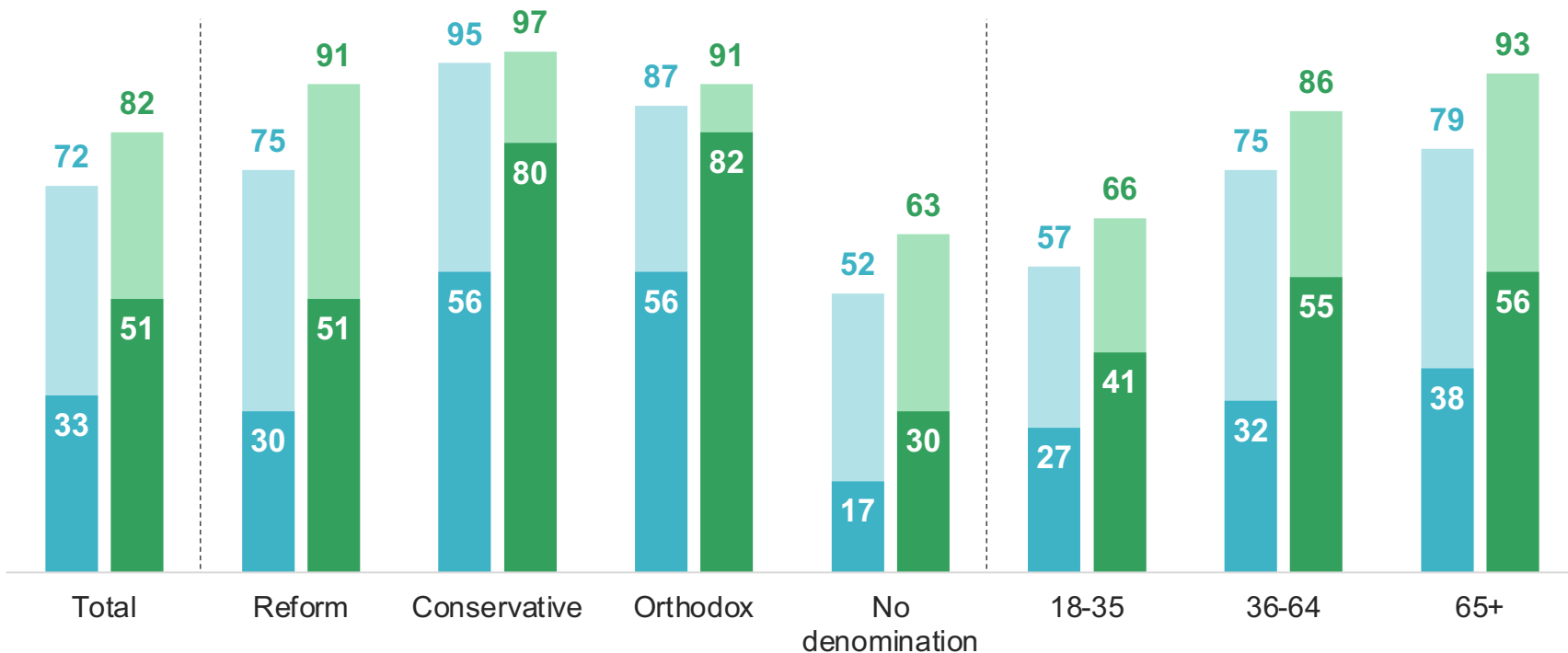
Figure 26

Israel Attachment

How emotionally attached are you to Israel?

June '23 Attached Nov. '23 Attached

Darker shade = Stronger intensity

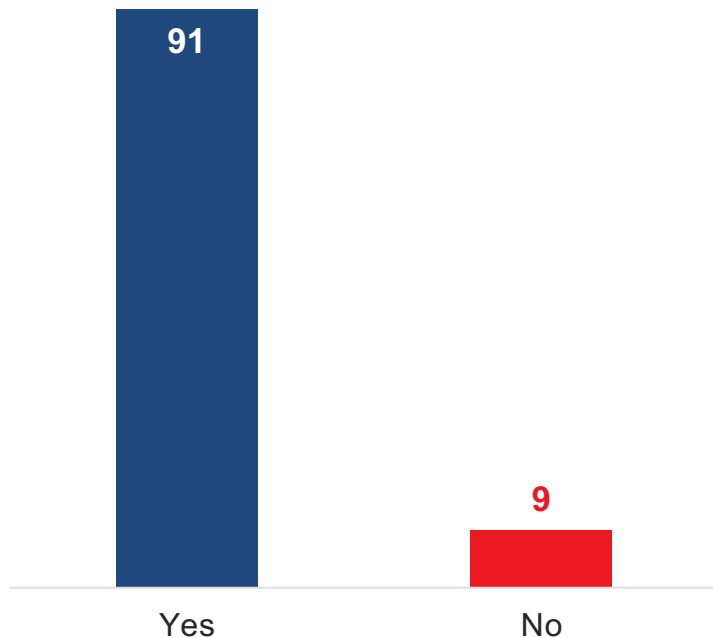


Strong Belief That One Can Be Critical Of Israeli Policy Or War Conduct While Still Being Pro-Israel

Figure 27

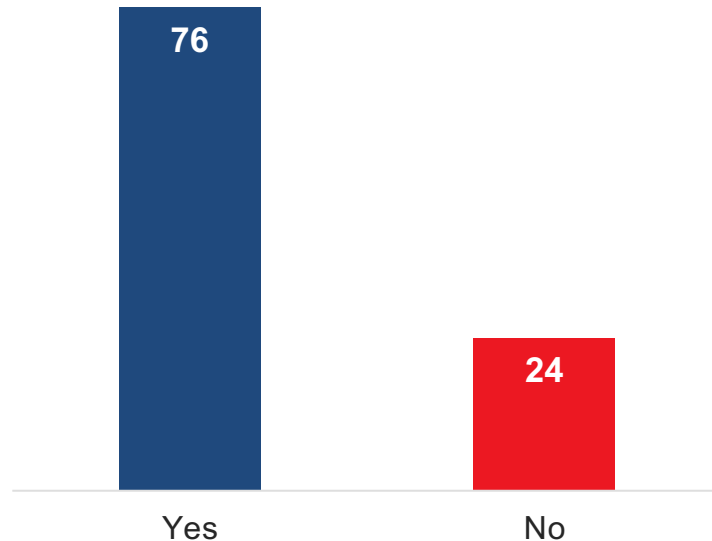
Criticism of Gov't Policy

(SPLIT) Do you think someone can be critical of Israeli government policies and still be "pro-Israel"?



Criticism of War Conduct

(SPLIT) Do you think someone can be critical of how Israel is conducting the war with Hamas and still be "pro-Israel"?



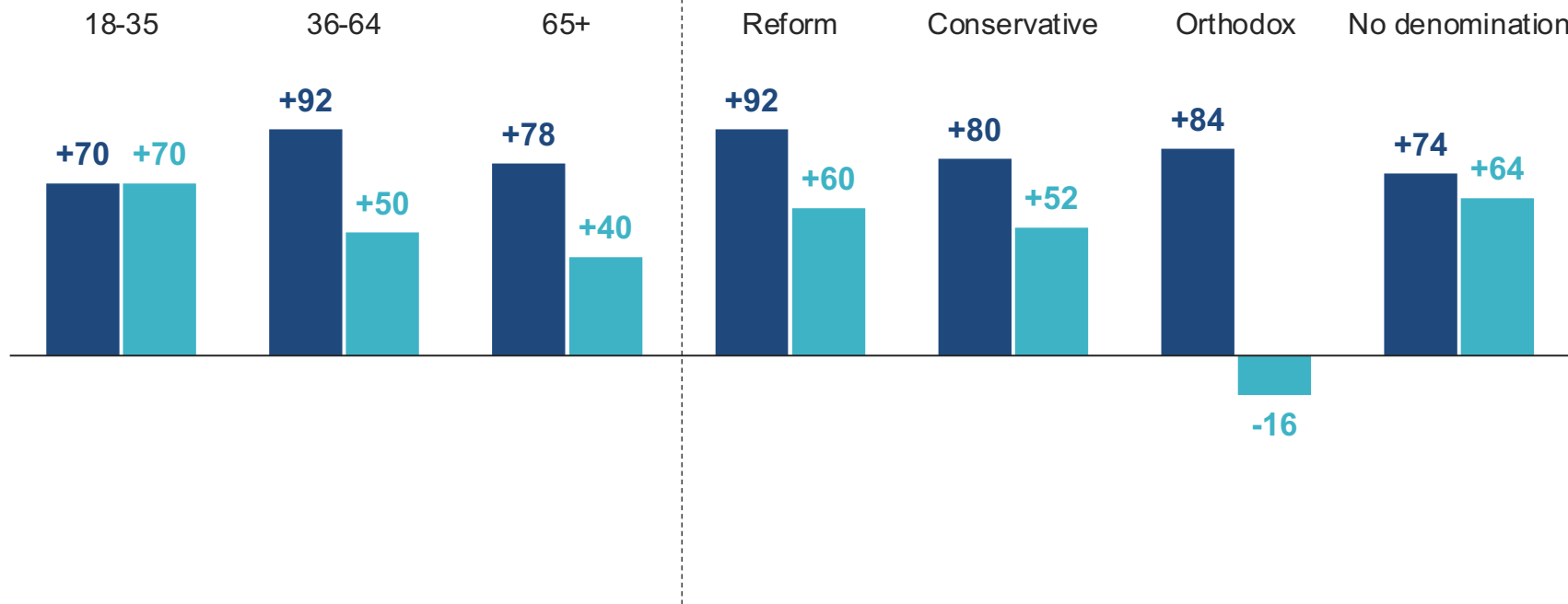
Younger Jews & Orthodox Express Different Views Than Others

Figure 28

Pro-Israel & Critical

● Criticism of Gov't Policy: Yes - No

● Criticism of War Conduct: Yes - No

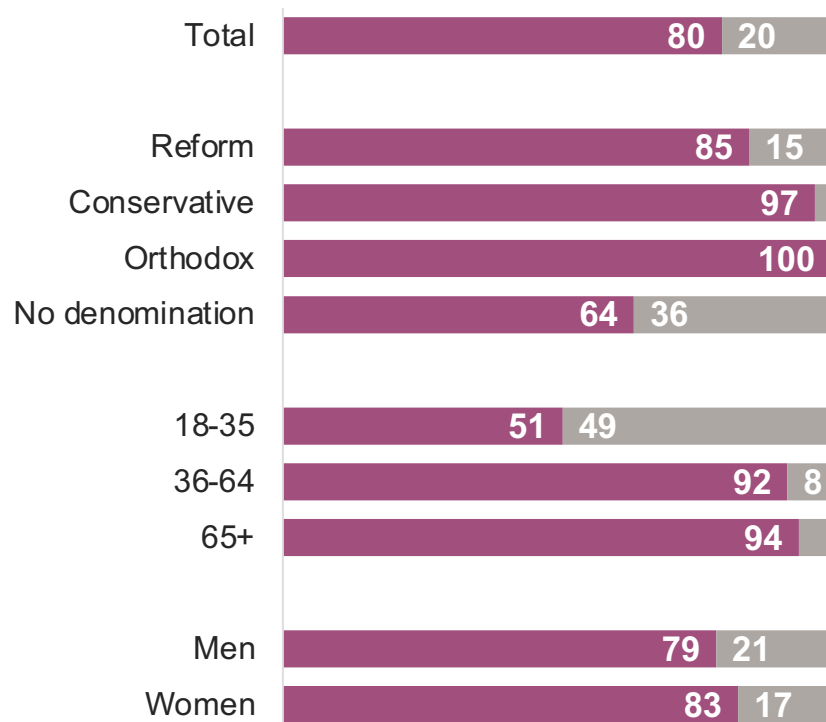


Overwhelming Majority Support Aid To Israel And Israel + Ukraine

Figure 29

Israel Aid

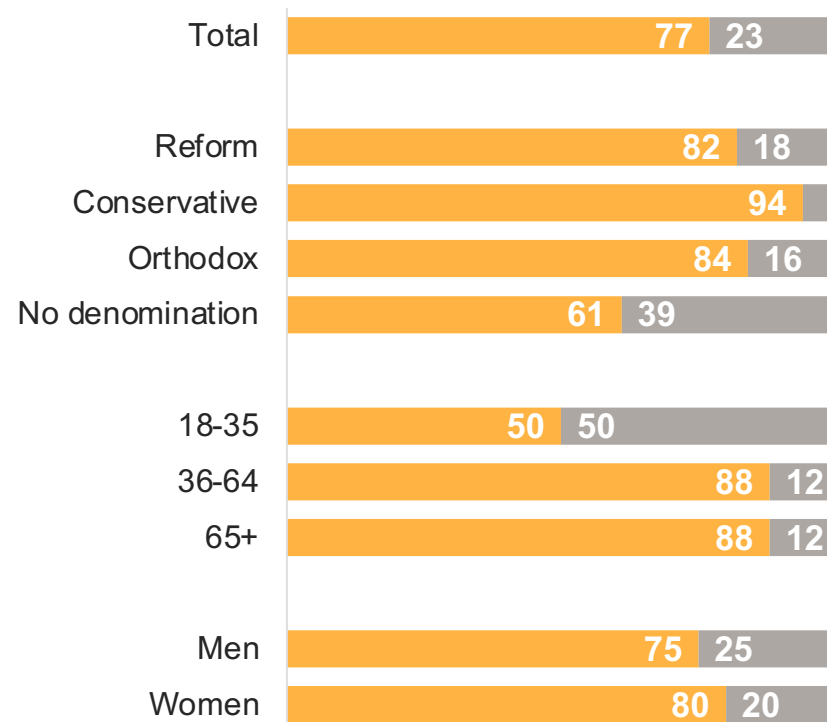
● Support
● Oppose



Split ½ Sample

Israel + Ukraine Aid

● Support
● Oppose



Split ½ Sample

The background of the slide is a light beige color with a pattern of thin, parallel diagonal lines. A dark blue banner with a diagonal cut on its right side is positioned horizontally across the middle of the slide.

Antisemitism

Large Rise In Degree Of Concern Over Antisemitism

Figure 31

Antisemitism Concern

How concerned are you about antisemitism in the US?

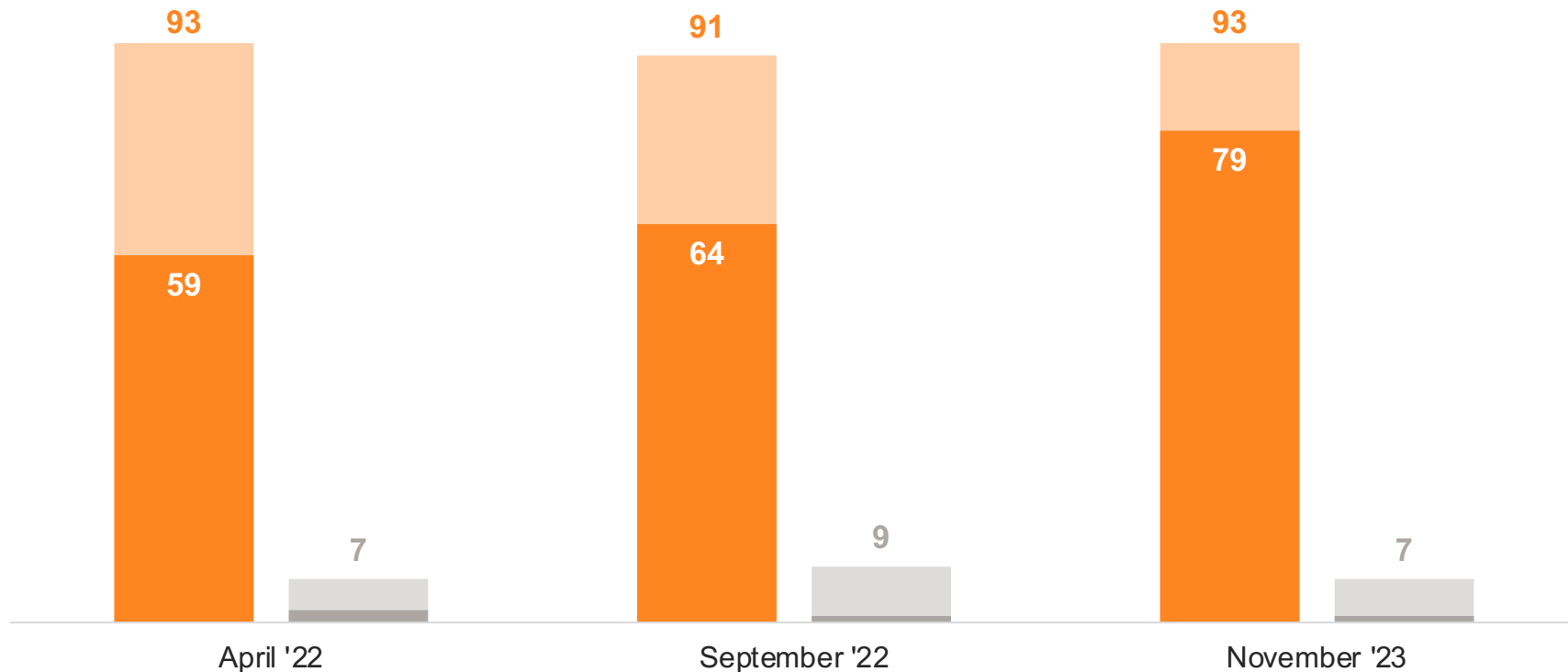


Concerned



Not concerned

Darker shade = Stronger intensity



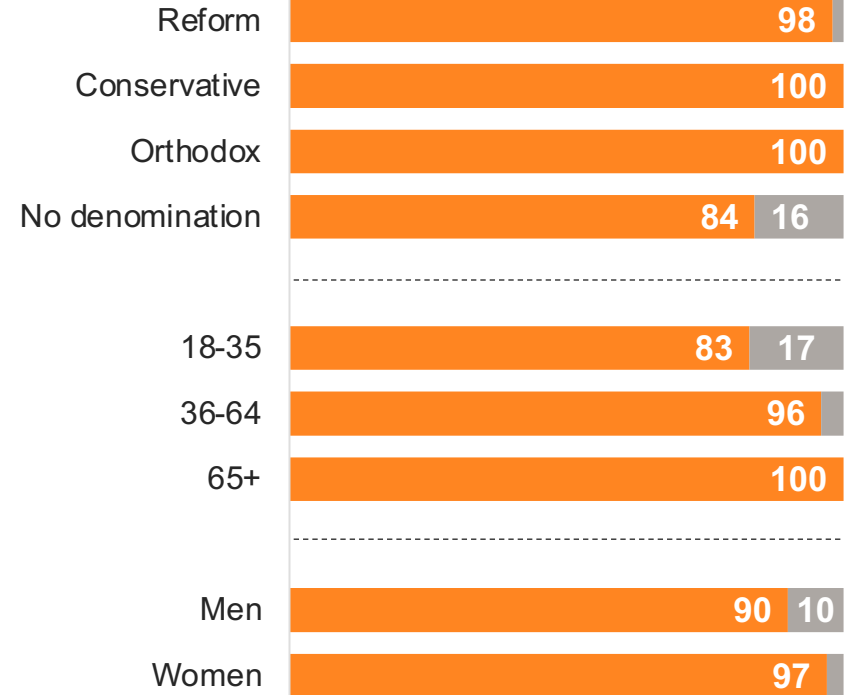
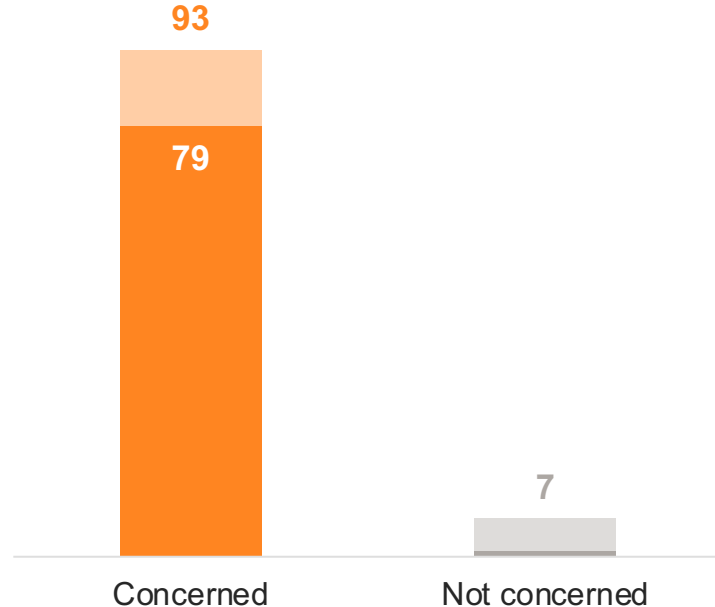
Concern About Antisemitism Spans Denomination, Age, Gender, And Has Increased Among Certain Groups Since June

Figure 32

Antisemitism Concern

How concerned are you about antisemitism in the US?

Darker shade = Stronger intensity

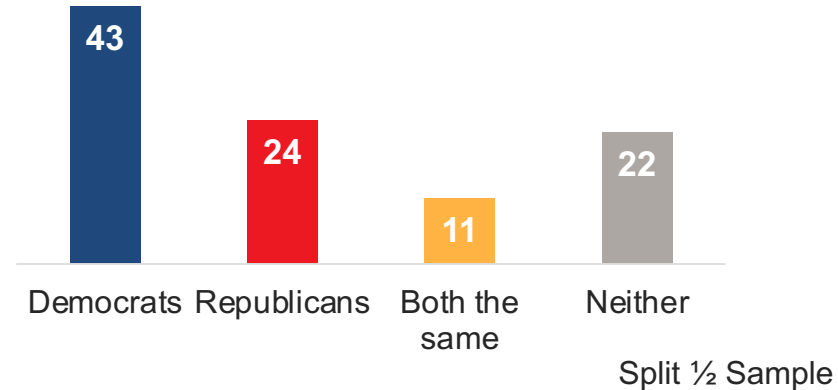
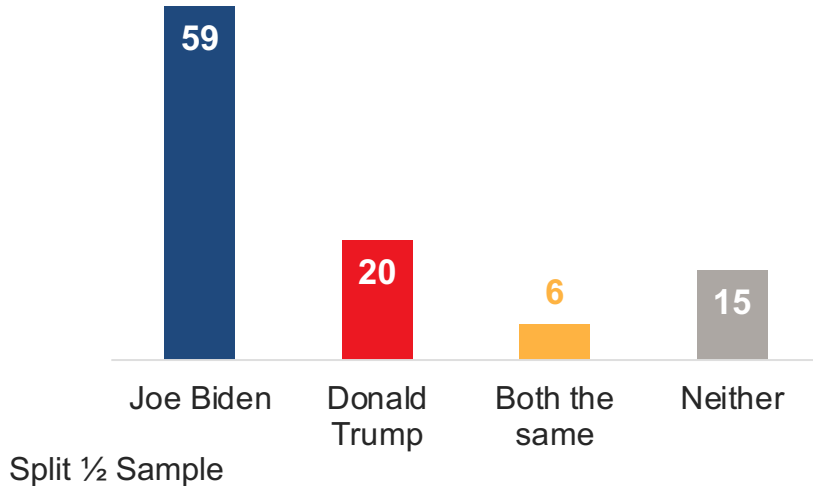


Biden And Democrats Are More Trusted To Fight Antisemitism Than Trump And Republicans

Figure 33

Antisemitism Trust

Who do you trust more to fight antisemitism?



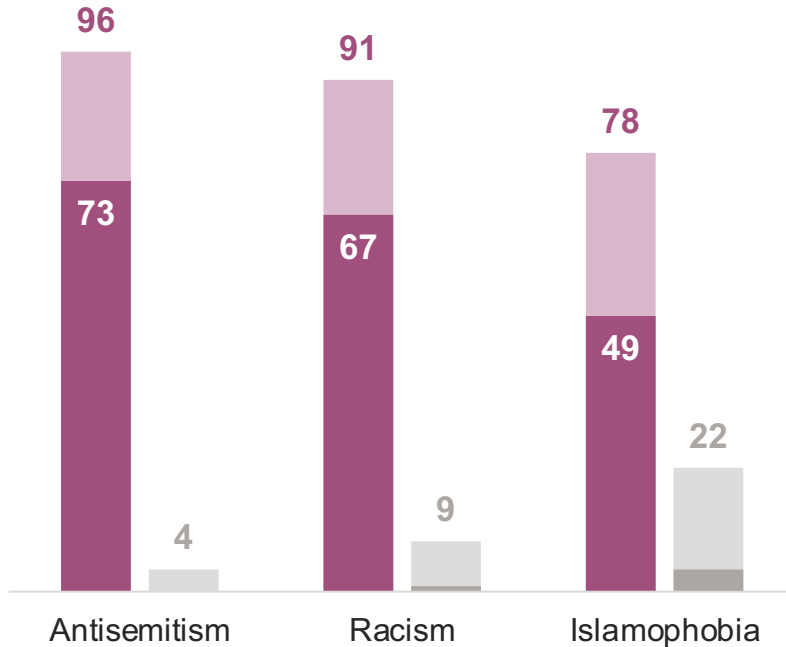
Antisemitism Is Considered The Biggest Problem, More So In The US Than On Campuses

Figure 34

Bigotry in US

● Problem
● Not Problem

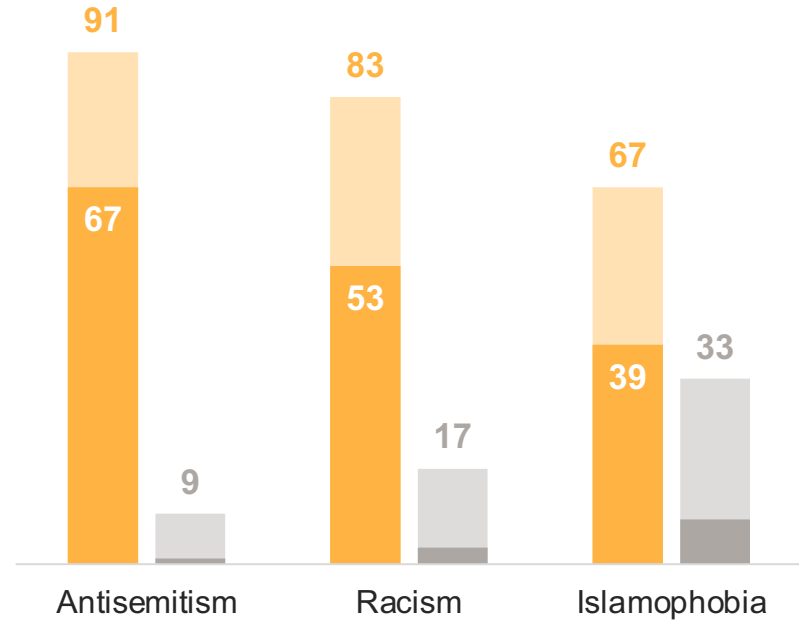
(SPLIT) For each of the items below, how serious of a problem do you think this is in the United States?



Bigotry on Campuses

● Problem
● Not Problem

(SPLIT) For each of the items below, how serious of a problem do you think this is on college campuses in the United States?



Darkers shade = Stronger intensity

Older People More Concerned With Antisemitism In US & On Campuses Than Younger

Figure 35

Antisemitism, Racism, Islamophobia

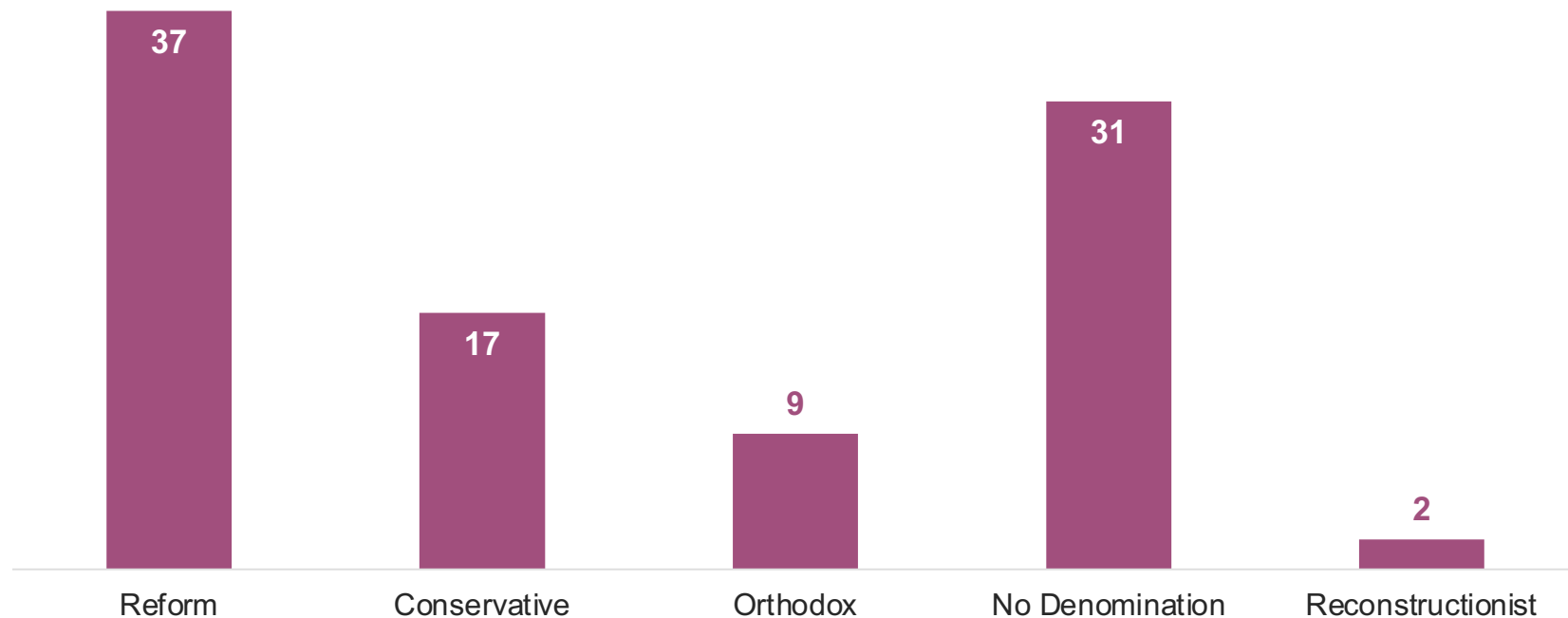
| % Very serious problem | 18-35 | 36-64 | 65+ |
|--------------------------|-------|-------|-----|
| Antisemitism in US | 65 | 76 | 79 |
| Racism in US | 74 | 63 | 66 |
| Islamophobia in US | 66 | 40 | 44 |
| Antisemitism on Campuses | 37 | 79 | 78 |
| Racism on Campuses | 46 | 53 | 63 |
| Islamophobia on Campuses | 38 | 40 | 40 |

- GBAO designed the questionnaire for this national survey of American Jews for the Jewish Electorate Institute (JEI). The survey was conducted November 5-9, 2023 and included interviews with 800 self-identified American Jews who are registered to vote. The survey is subject to a margin of error of +/- 3.5 percentage points at the 95 percent confidence level. Sub-groups are subject to a higher margin of error.
- The survey sample was drawn from a national voter file, consisting of all registered voters in the United States. Respondents with a likelihood of being Jewish, based on their first or last name or their geography, were contacted by text, and then took the survey on a secure link on their phone or computer if they identified themselves as Jewish.
- All respondents were asked at the beginning of the survey whether they consider themselves Jewish, using the same question wording as the 2020 Pew Research Center study, “Jewish Americans in 2020.”
- The sample was weighted to Pew’s demographic results on key variables, such as gender, denomination, age, and synagogue membership.

Denomination Breakdown Of Jewish Population

Figure 37

Denomination



G B A O

RESEARCH + STRATEGY